


### 8E2/8D2 (Shell size 8, 2x#20)



### Connector Part Numbers

Contact type	Connector type	Backshell	Part number	
			Male insert	Female insert
Hand solder electrical contacts loaded see page 23	Square flange receptacle	Without (Fig.1)	<b>UTS08E2P</b>	<b>UTS08E2S</b>
	Plug	Without (Fig.7)	<b>UTS68E2P</b>	<b>UTS68E2S</b>
		Cable gland (Fig.8)	<b>UTS6JC8E2P</b>	<b>UTS6JC8E2S</b>
	Jam nut receptacle	Without (Fig.4)	<b>UTS78E2P</b>	<b>UTS78E2S</b>
	M12 threaded receptacle	Without (Fig.3)	<b>UTS78E2PM12</b>	<b>UTS78E2SM12</b>
PCB contacts loaded see page 23	Square flange receptacle	Without (Fig.2)	<b>UTS08D2P</b>	<b>UTS08D2S</b>
	Jam nut receptacle with stand off and with hold down clips	Without (Fig.6)	<b>UTS78D2P32</b>	<b>UTS78D2S32</b>
	Jam nut receptacle with stand off and without hold down clip	Without (Fig.5)	<b>UTS78D2P</b>	<b>UTS78D2S</b>
	M12 threaded receptacle	Without (Fig.3)	<b>UTS78D2PM12</b>	<b>UTS78D2SM12</b>

Possibilities of discrimination/keying methods see page 208

Sealed unmatred

### Overmoulded Cable Assembly Part Numbers

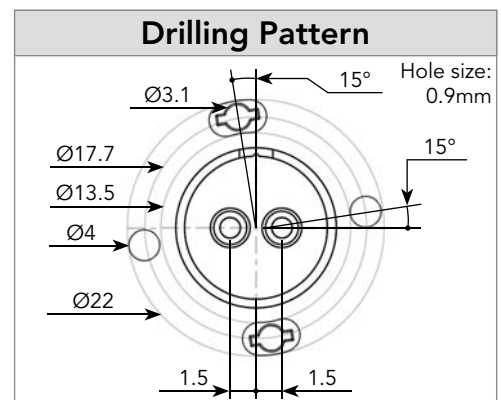
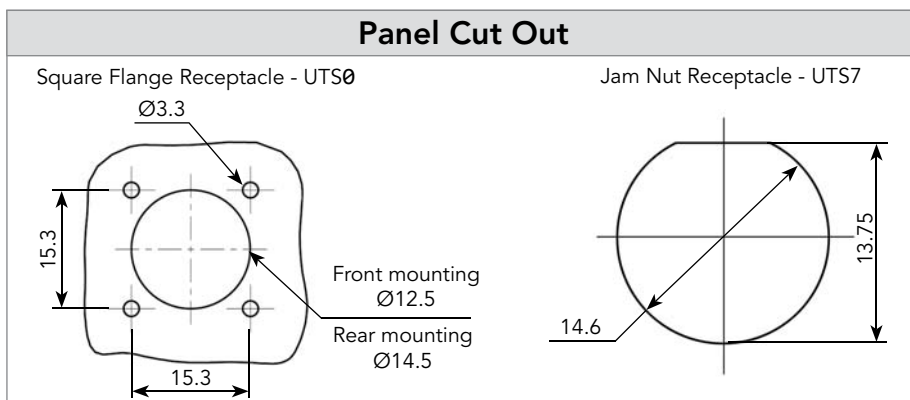
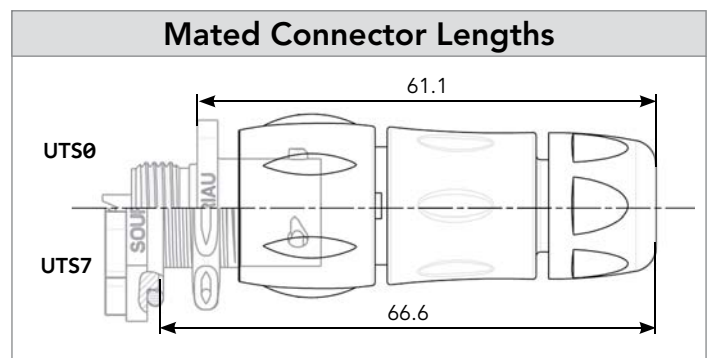
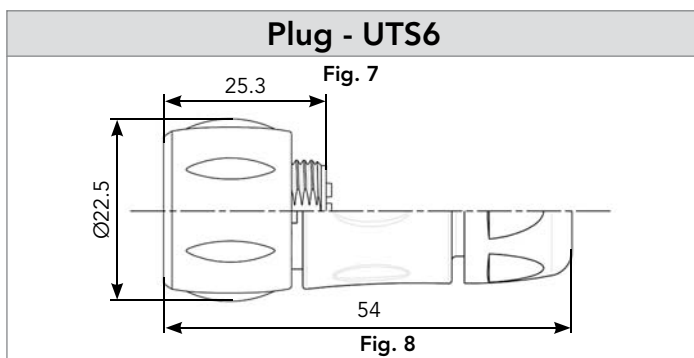
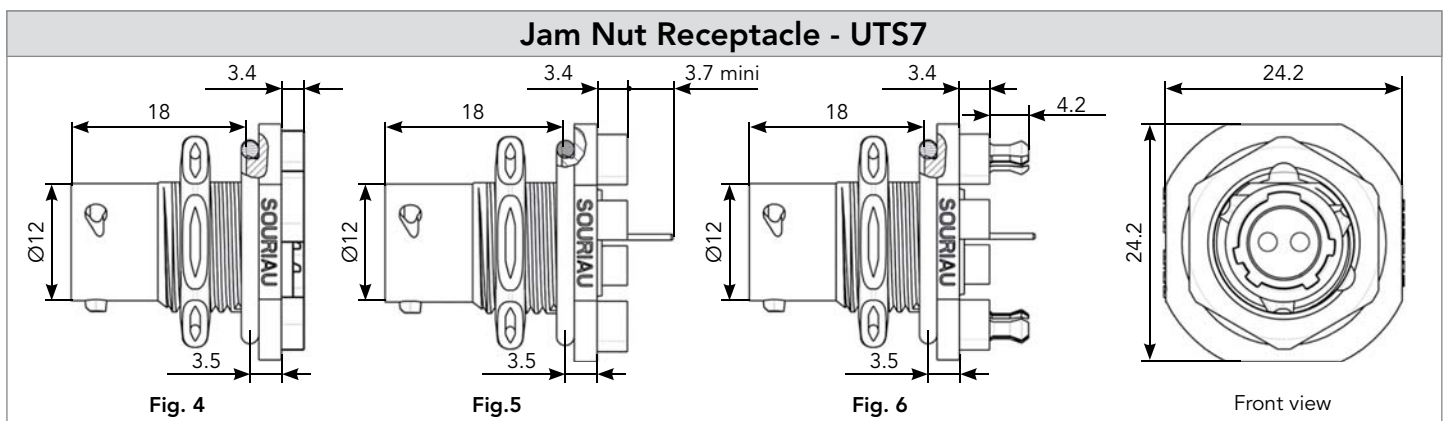
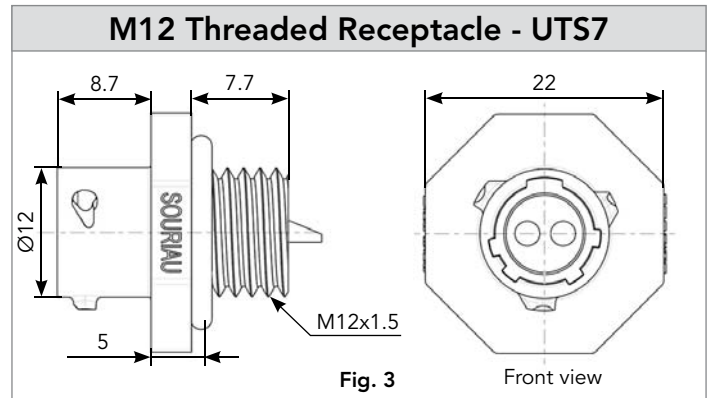
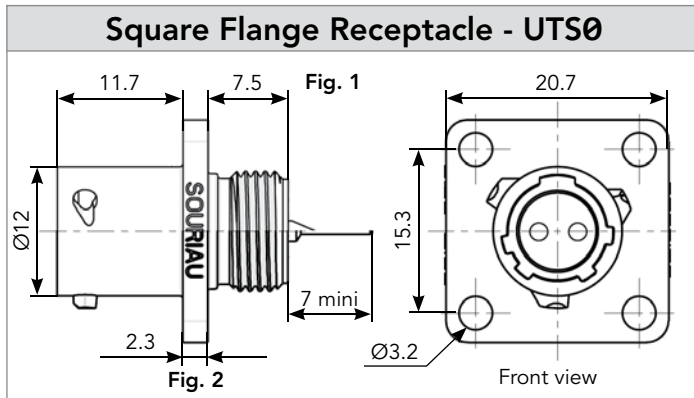
Overmoulding type	Connector type	Wire size (mm <sup>2</sup> )	Harmonized cable part number <sup>(1)</sup>	Part number (length: 1m.)*	
				Male plug	Female plug
Straight ending	Plug	0.5	H05 VV - F 2x0.5	<b>HAUTS0V8E2PST100</b>	<b>HAUTS0V8E2SST100</b>
Right angle ending	Plug	0.5	H05 VV - F 2x0.5	<b>HAUTS0V8E2PRA100</b>	<b>HAUTS0V8E2SRA100</b>

(1) Other cable available on demand

\* Other lengths available on demand

8E2/8D2 (Shell size 8, 2x#20)

Dimensions



Note: Overmoulded cable assembly dimensions available page 179.

Note: all dimensions are in mm

**8E2/8D2** (Shell size 8, 2x#20)

**Accessories**

**Jam Nut Sealing Caps**



IP68/69K

Part number	
UTS8DCG	



IP68/69K Metal terminal

Part number	
UTS8DCGR	


**Square Flange Sealing Cap**



IP68/69K Metal terminal

Part number	
UTS8DCGE	

**Plug Protective Cap**



IP40


Part number	
UTS68C	

**Plastic Protective Cap**



Part numbers	
Receptacle cap	Plug cap
85005585A	85005594


**Gasket**




Part numbers	
UTFD11B	

**Color Coding Rings**


G for Green



Y for Yellow



R for Red



Part numbers	
Receptacles	Plugs
UTS78CCRR	UTS68CCRR
UTS78CCRY	UTS68CCRY
UTS78CCRG	UTS68CCRG

8E2/8D2 (Shell size 8, 2x#20)

Contacts

#20	Contact type	Plating	Cable acceptance (AWG)	Wire stripping length
Hand solder	Loaded in the connector	Min 0.4µ gold over 0.8µ Ni	22 to 18	5 mm
PCB	Machined <sup>(1)</sup>	Min 0.4µ gold over 0.8µ Ni	-	-

(1): For dimensions see page 169

**Electrical Characteristics**

**UL**  
7A 250V UL94 HB

**CSA**  
7A 250V UL94 HB

**IEC**  
7A 32V 1.5kV 3

